

and beam size
Instantaneous luminosity measurements

in PEP-II

$$L \sim k_B I_b^+ I_b^- / \Sigma_x \Sigma_y$$

$$\Sigma_{x,y} = \sqrt{(\sigma_{x,y}^-)^2 + (\sigma_{x,y}^+)^2}$$

Requirements

- fast (~ sec) measurement of relative luminosity
 - ⇒ **manual tuning**
 - ⇒ **luminosity feedback**
- measurement of absolute luminosity to understand quantitatively
 - ⇒ **beam sizes (consistency?)**
 - ⇒ beam-beam effects (abs. value of beam-beam parameter ξ , comparison with betatron tune changes, beam blowup limits, etc...)

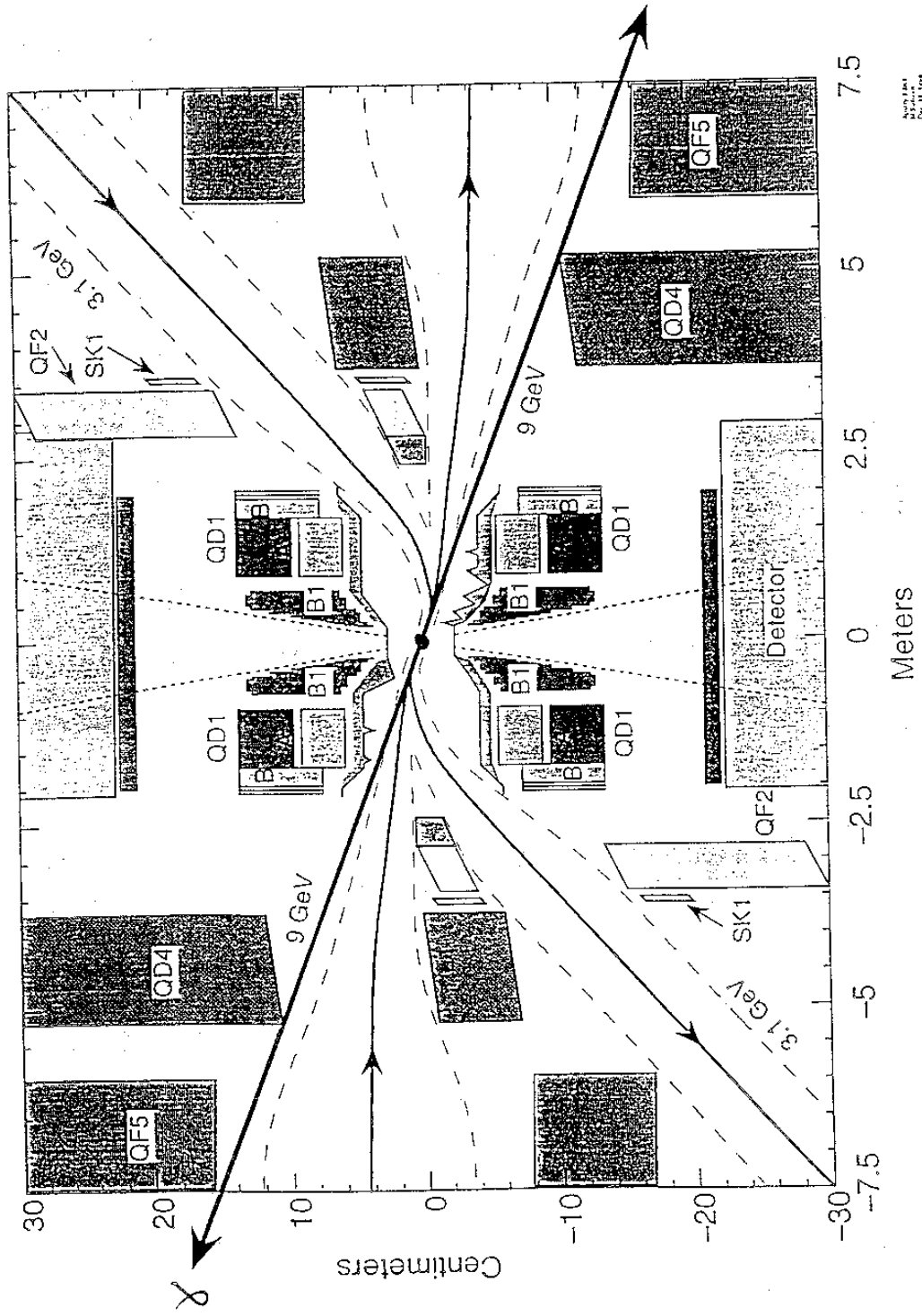
Several methods (and their dominant systematic)

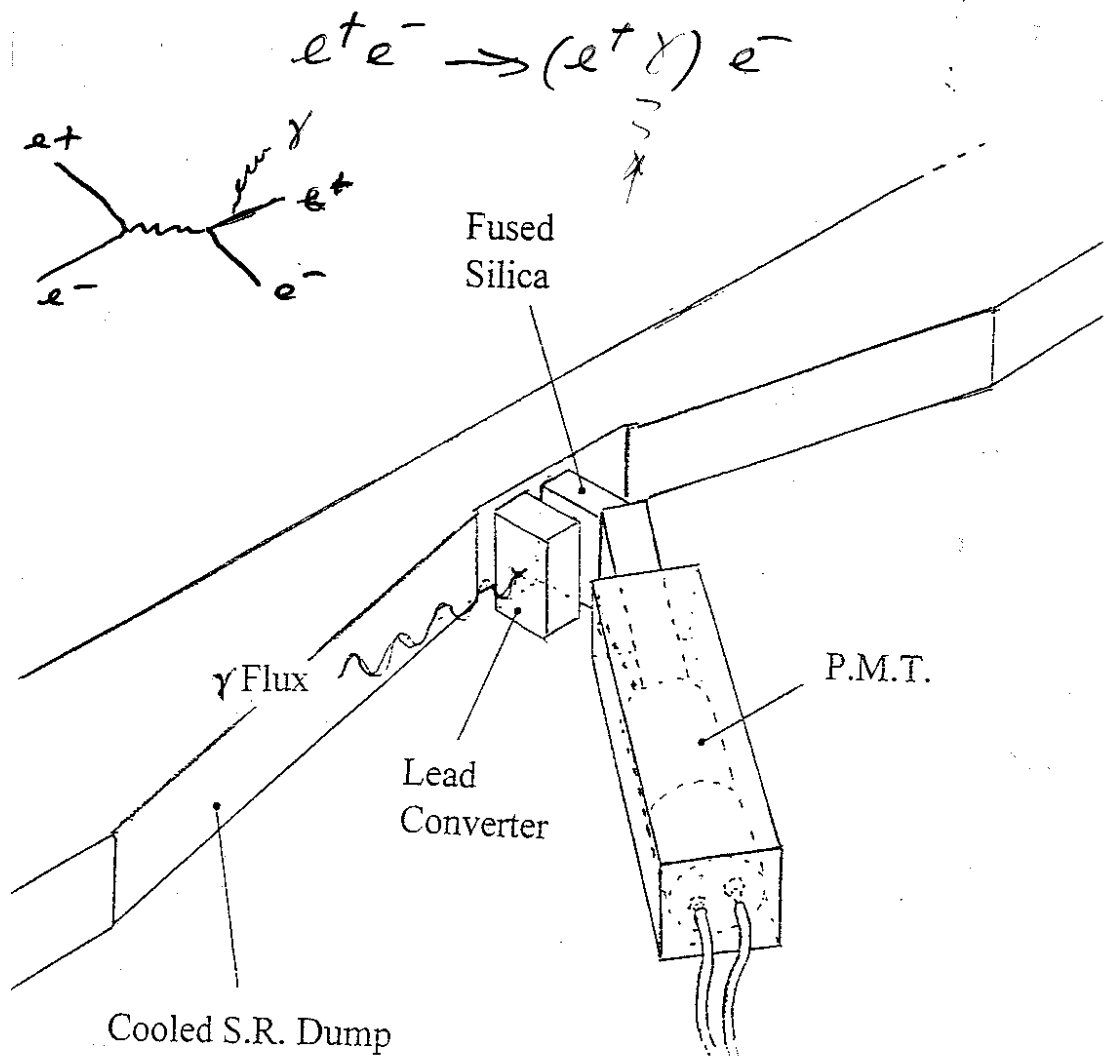
1. Luminosity measured by radiative-Bhabha luminometer with beams in head-on collision
(\Leftrightarrow luminometer calibration & acceptance)
2. Luminosity from **measured beam currents & beam sizes**
 - 2.1 Sizes from luminosity scan
 - 2.2 Sizes from beam-beam deflection scan(\Leftrightarrow beam-beam blowup)
3. Deflection slope in near-head-on collision ($S_y \sim \xi_y \sim L$)
(\Leftrightarrow magnet strengths, beam optics)

PEP-II Parameters relevant to the IR

Symbol	Units	LER	HER
E_{CM}	GeV	10.580	
E	GeV	3.1186 / e^+	8.9733 / e^-
τ_E		2.8773	
$\epsilon_{xo} \epsilon_{yo}$	π nm-rad	49.2 1.5	49.2 1.5
α_c		1.23×10^{-3}	2.41×10^{-3}
$\nu_x \nu_y$		38.570 36.642	24.618 23.638
$\tau_x \tau_y \tau_s$	ms	61.5 60.3 29.9	36.9 37.1 18.6
$f_{rev} T_{rev}$	kHz μ s	136.3113 7.336	
$\beta_x^* \beta_y^*$	m	0.500 0.015	
$\sigma_{xo}^* \sigma_{yo}^* (\Sigma_{xo} \Sigma_{yo})$	μ m	156.8 4.7	(221.8 6.7)
$r = \sigma_{yo}^* / \sigma_{xo}^*$		0.03	0.03
$\kappa = \epsilon_{yo} / \epsilon_{xo}$		0.03	0.03
$\tau_\beta = \beta_y^* / \beta_x^*$		0.03	0.03
$\xi_x \xi_y$		0.03 0.03	0.03 0.03
f_{RF}	MHz	475.99903	
λ_{RF}	m (ns)	0.630 (2.1)	
σ_E	MeV	2.4	5.5
δ_E		7.7×10^{-4}	6.1×10^{-4}
σ_{so}	mm (ps)	12.3 (40.3)	11.5 (38.2)
ν_s		0.0269	0.0448
$s_b \geq 2\lambda_{RF}$	m (ns)	1.26 (4.2)	
k_b		1658	1658
$I_b^+ I_b^-$	mA	1.300	0.452
$I^+ I^-$	A	2.155	0.750
\mathcal{L}_b	$\text{cm}^{-2}\text{s}^{-1}$	1.81×10^{30}	
\mathcal{L}	$\text{cm}^{-2}\text{s}^{-1}$	3.00×10^{33}	

PEP-II Interaction Region



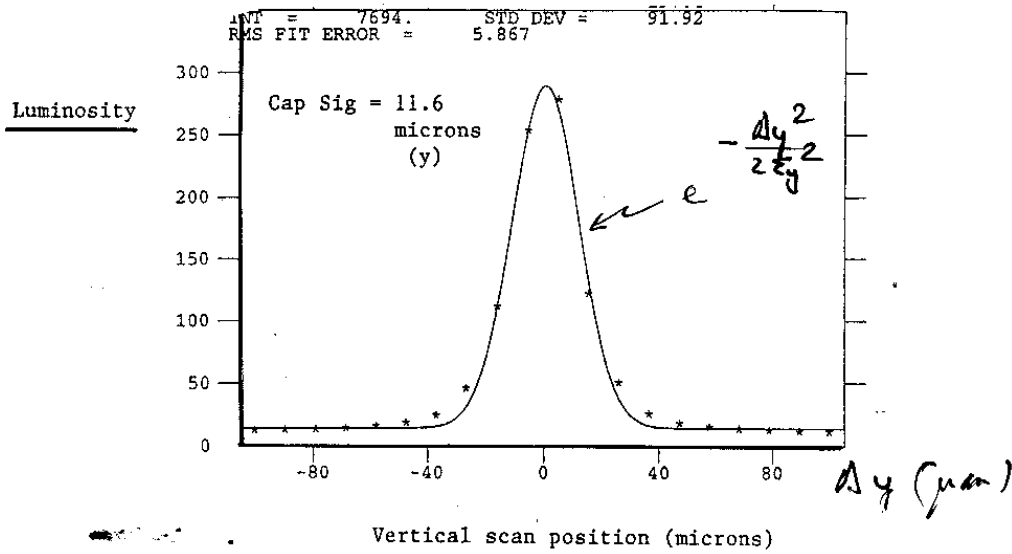
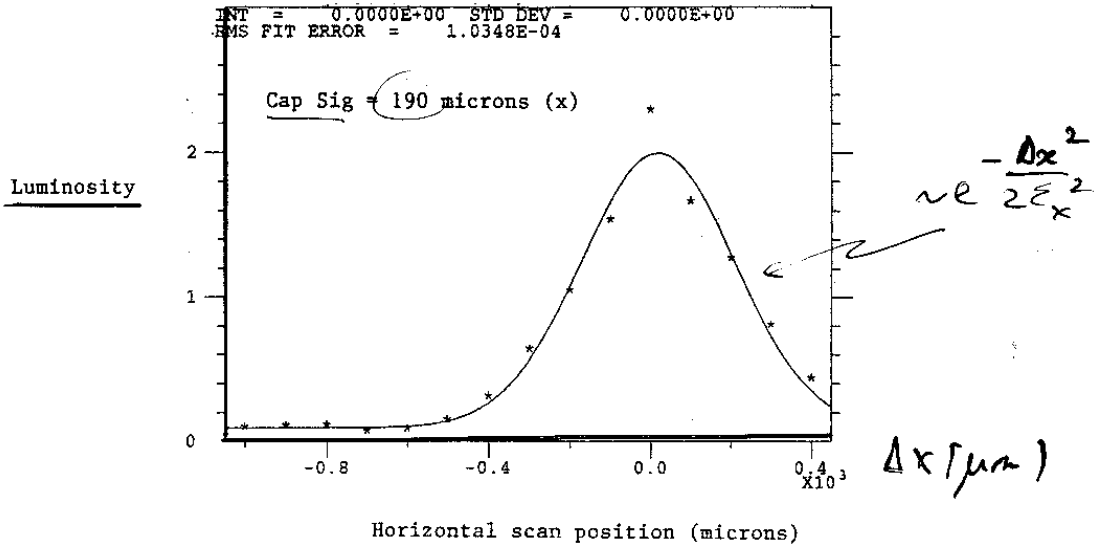


Rate : $\sim 1\%$ crossing at design \mathcal{L} (238 MHz!)

Acceptance : $\pm 8 \sigma_y^*$

Background (beam-gas) : $\sim 1\%$


PEP-II Horizontal and Vertical Beam-Beam Scans



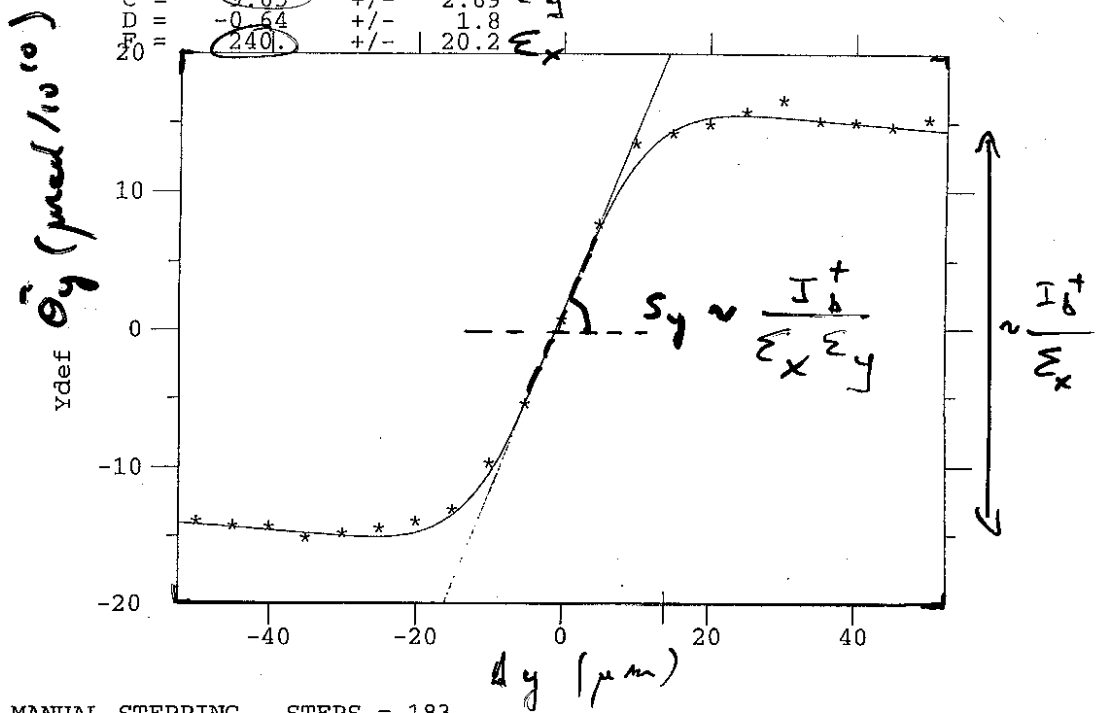
FULL SCAN ($\pm 5\text{-}\sigma$)

- FOR DIAGNOSTIC PURPOSES ONLY (\rightarrow OPTICS)
AT LOW BUNCH CURRENT

BEAM-BEAM DEFLECTIONS



$Y = A + B \cdot Z \cdot \exp(Z \cdot Z) \cdot \text{erf}(Z \cdot Z \cdot F / C) / (X - D); Z = (X - D) / \sqrt{2(F \cdot F - C \cdot C)}$
 A = 0.22 +/- 0.98 RMS ERROR 0.51
 B = 3210. CHISQ/DOF 0.37
 C = 9.65 +/- 2.69
 D = -0.64 +/- 1.8
 F = 240. +/- 20.2



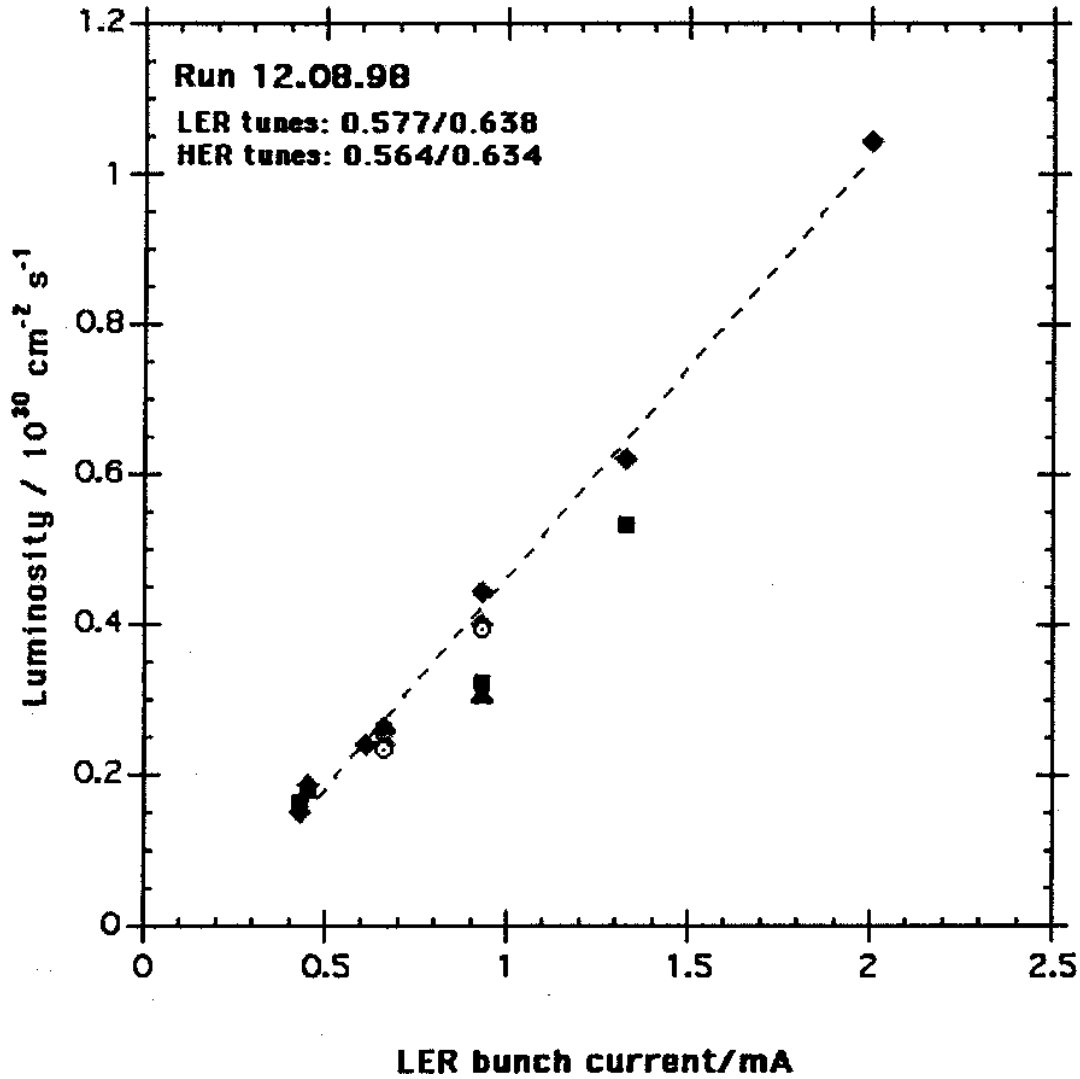
MANUAL STEPPING. STEPS = 183

9-JAN-99 17:01:39

ele - defl - y - 6 - 2dec

- ◆-- Radiated Bhabha Luminometer
- e_ deflection slopes
- ▲ Beam sizes from e- deflections
- Beam sizes from Lumi-scans

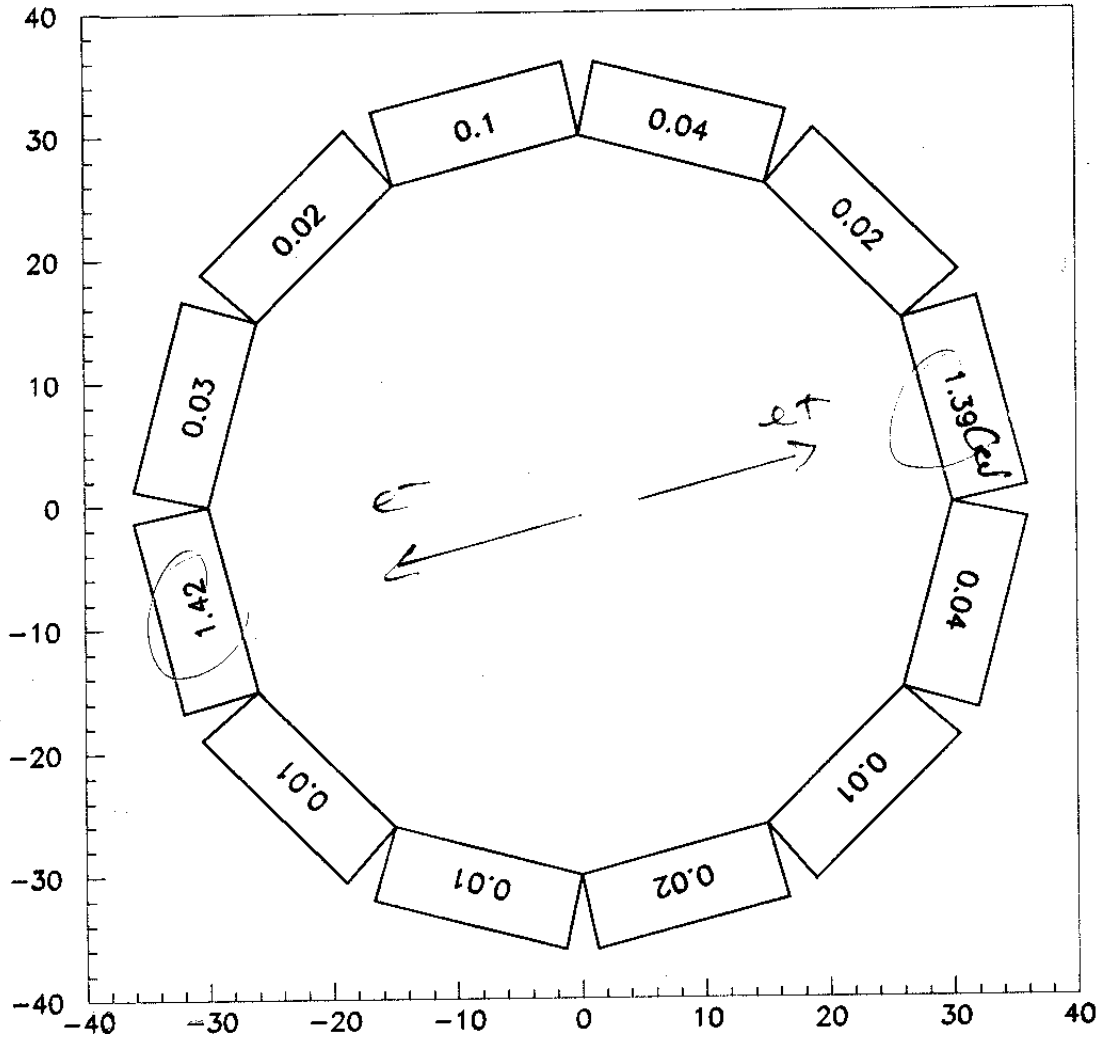
Single-bunch luminosity vs. LER current



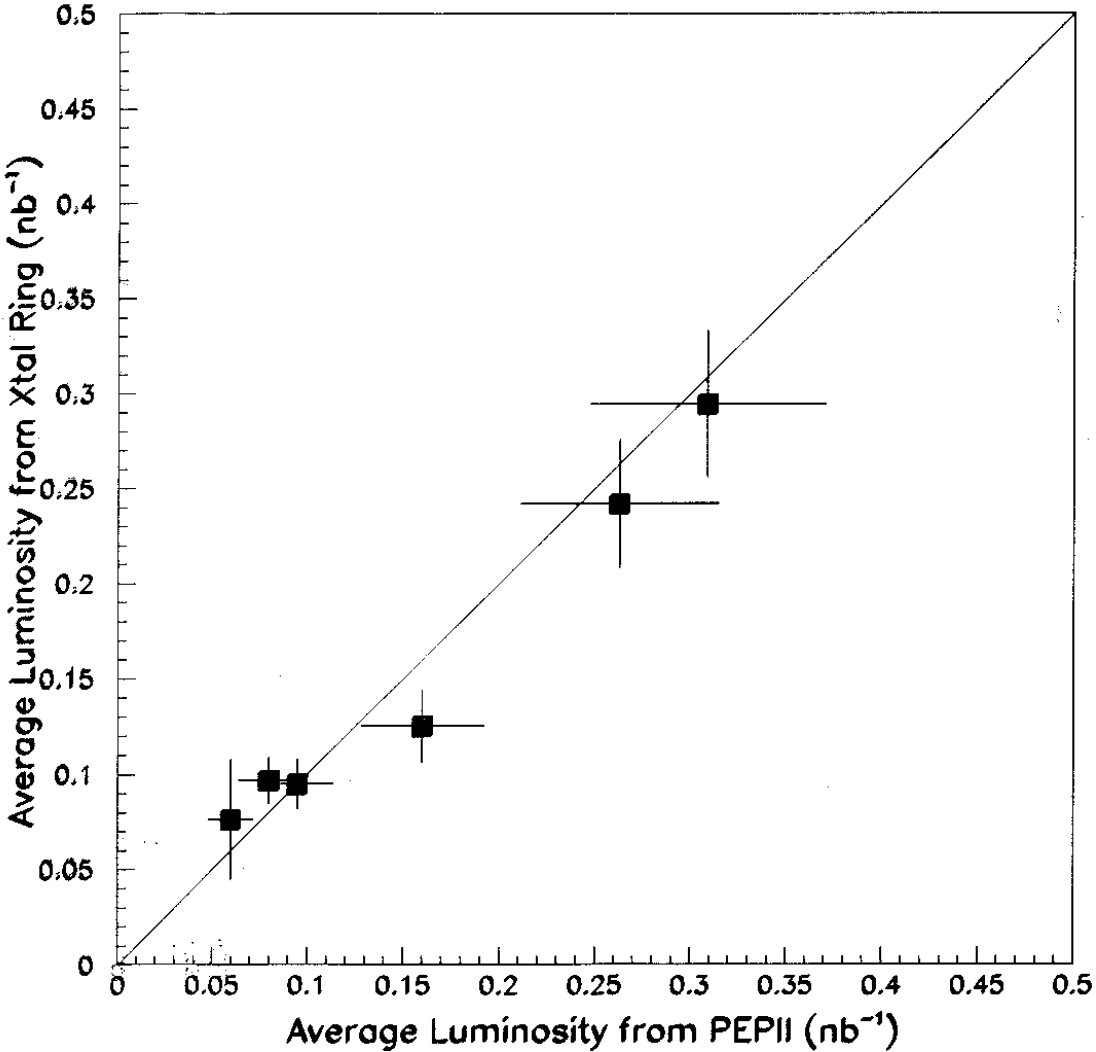
Run 1542

Event Number 17

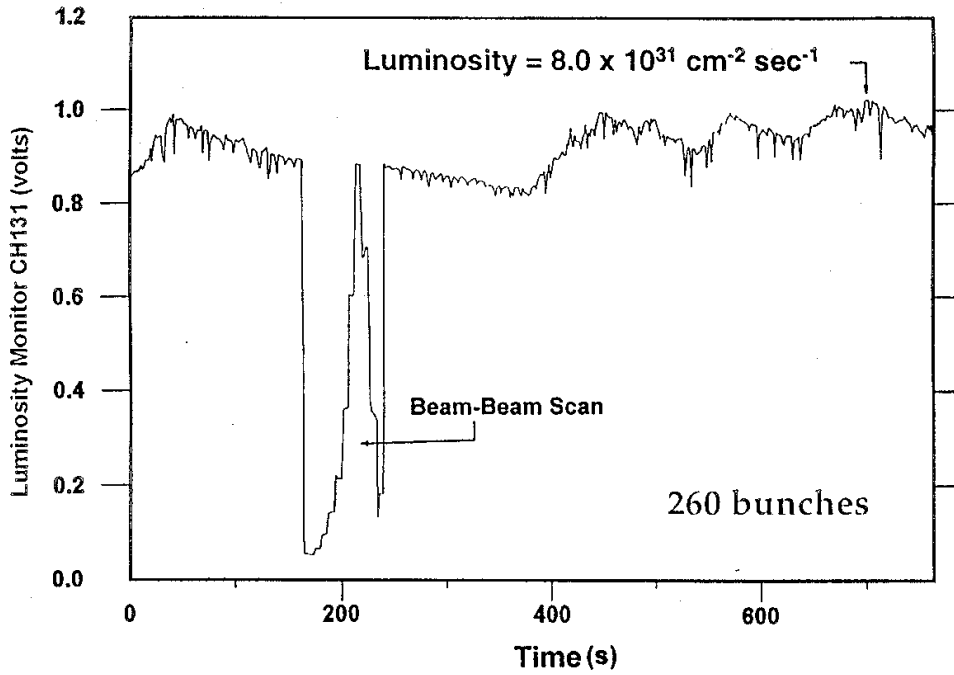
Event Time (s) 70
coincidence 100000



PEPII vs Xtal Ring Luminosity

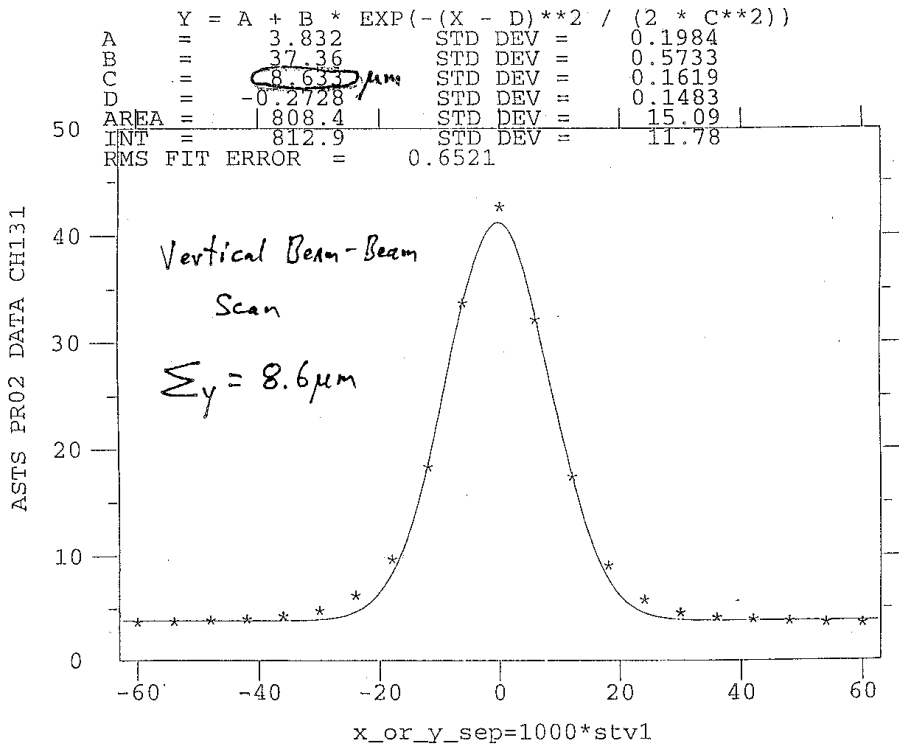


PEP-II Luminosity Record - Dec. 10, 1998



$$\mathcal{L}_{\text{measured}} = 8.0 \times 10^{31} \text{ cm}^{-2} \text{ sec}^{-1} \quad I^+ = 260 \text{ mA} \quad \Sigma_y = 14 \text{ } \mu\text{m} \quad \tau_+ = 24 \text{ min}$$

$$I^- = 84 \text{ mA} \quad \Sigma_x = 320 \text{ } \mu\text{m} \quad \tau_- = 470 \text{ min}$$

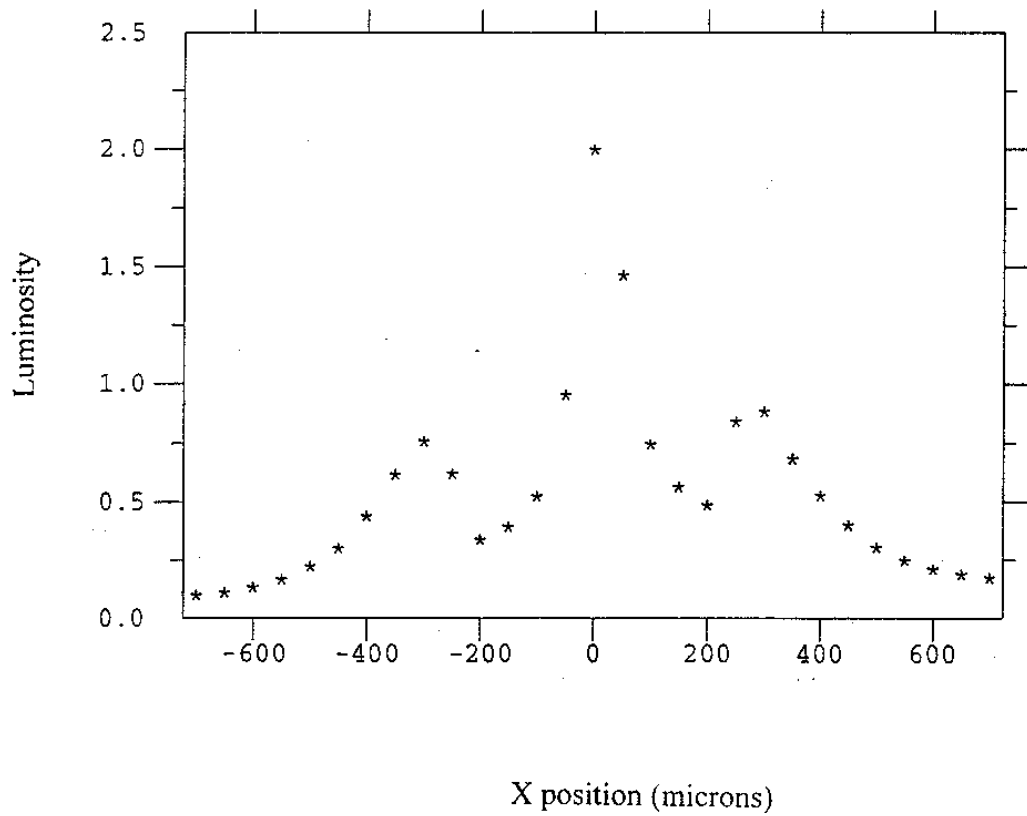


KNOB (COMMON\$ROOT:[MKB]LERIP_Y.MKB.3) STRT=-.0600 STEPS= 21 SIZE= 600-5

21-FEB-99 05:02:25

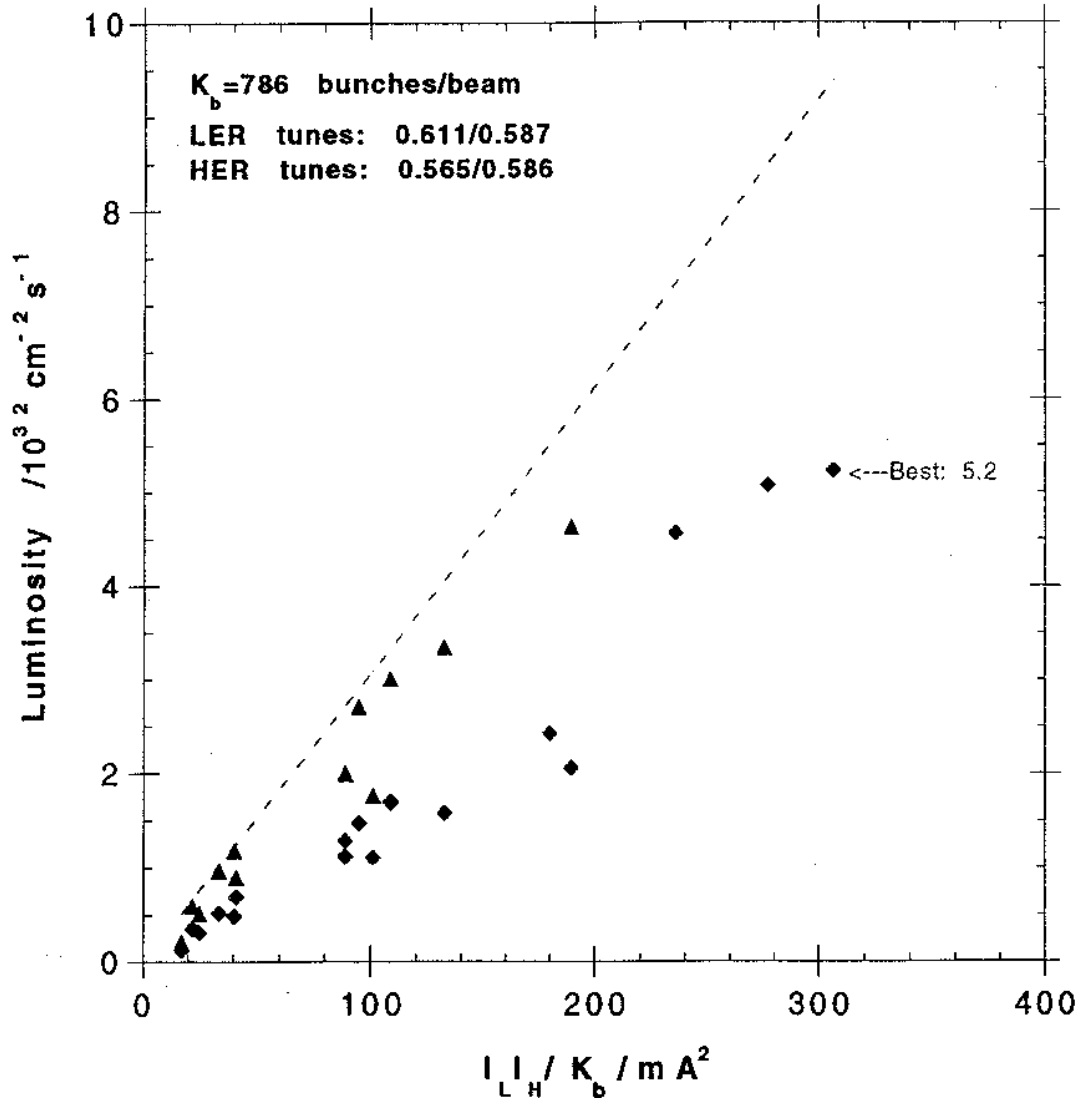
PEP-II Horizontal Beam-Beam Scan at High Current

Note the distorted scan due to beam enlargement when the two beams are separated by about one sigma.



- ◆ Measured (Bhabha luminometer)
- ▲ Inferred (Lumi-scan beam sizes)
- Expected (IP nom. beam sizes)

Luminosity summary 02.05-21.99



SUMMARY

0. 2 minutes (first!!) essential to rapid PC-2 program
1. ORTHOGONAL x & y beam-beam scans PROVIDE FAST CENTERING TOOL.
2. 2 min BEAM-BEAM DEFLECTION SCANS OVER $\pm 6\sigma$ PROVIDE RELIABLE IP BEAM SIZE (σ_x^* , σ_y^*) MEASUREMENTS AT LOW BUNCH CURRENTS.
AT BUNCH CURRENTS CLOSE TO OR HIGHER THAN NOMINAL, B-B BLOWUP DISTORTS THE BEAM SIZE MEASUREMENTS
 - 2 SCANS UNDERESTIMATE σ^*
 - DEFLECTION SCANS OVERESTIMATE σ^*
 - SUBSTANTIAL BEAM LOSS CAN OCCUR
3. THE X & Y IP CENTERING KNOBS ARE USED ROUTINELY IN A SLOW (REV) 2 FEEDBACK LOOP THAT PROVED ESSENTIAL TO MACHINE REPRODUCIBILITY.
4. THE ORTHOGONALITY OF THE CENTERING KNOB TURNED OUT TO BE VERY IMPORTANT
 - OPERATIONAL EFFICIENCY (≤ 2 iterations)
 - INTERPLAY WITH IP OPTIC ADJUSTMENTS